

Tailwind LG505



LG 505 LIFEGUARD CHAIR ASSEMBLY INSTRUCTIONS




HARDWARE INCLUDED


- 16 3" Bolts
- 4 2 1/2" Bolts
- 4 3" Screws
- 2 2 1/2" Screws
- 4 2" Screws
- 8 1 5/8" Screws
- 20 Washers
- 20 Lock Washers
- 20 Nuts

TOOLS REQUIRED


- #2 Square Drive Screw Driver
- #3 Phillips Screw Driver
- 7/16 Wrench
- Hammer




1. Lay back leg section on floor and attach seat section using four 3" bolts, (2) bolts each side.




2. Attach right and left front legs to seat section using four 3" bolts, (2) bolts at each leg.
NOTE: Attach legs with counter sink holes facing out.




3. Stand chair upright and attach platform to front and back legs using eight 3" bolts, 2 bolts at each attachment point.




4. Attach front anchor board using four 3" screws, (2) screws at each side.




5. Attach right and left arm rests to front legs using four 2" screws - (2) screws per arm. (Right arm rest has hole for cup holder.)




6A. Attach back rest to seat section using four 1 5/8" screws
 6B. Attach back rest to right and left arms using two 2 1/2" bolts.
 6C. Attach back leg section to center seat support using two 1 5/8" screws.



7. Attach bottom umbrella holder to right side of platform using two 2 1/2" screws.



8. Attach top umbrella holder to right arm rest using two 2 1/2" bolts.



9. Attach cup holder to right front leg using two 1 5/8" screws.

10. Attach a washer, lock washer and nut to all bolts and tighten.

WARNING

IMPOTANT SAFETY PRECAUTIONS

FOR YOUR PERSONAL SAFETY AND TO AVOID DAMAGE
TO THE CHAIR AND OTHER PROPERTY

- When using an umbrella, always secure the chair directly to the ground or deck.
- Always tighten set screw on the lower pole of your umbrella.
- To avoid problems, always lower the umbrella during wind conditions and when not in use.

Manufactured in USA by:

Questions on assembly - Call (815)756-3638



MATERIALS

Tailwind® Furniture is manufactured utilizing High Density Polyethylene (HDPE), a recycled plastic derived from post consumer & post industrial bottle waste, combined with stainless steel hardware. Tailwind's Lifeguard Chairs & Furniture will never need painting or staining and will not rot or splinter. The recycled plastic has an added UV inhibitor to resist fading. HDPE is unaffected by most corrosive substances, will not absorb moisture, or promote bacterial growth.

CARE & MAINTENANCE

To maintain the original finish, clean regularly with soap and water. If stubborn stains occur, use a pressure washer (Not to exceed 1,500 psi which is the same as a carwash; any higher can damage the plastic) and "Greased Lightning", a product found at your local home centers, was found to be most effective on stubborn stains.



REDUCE•REUSE•RECYCLE
Please recycle packaging material